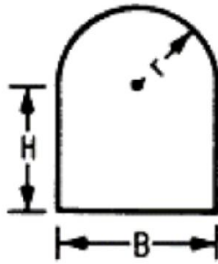


Mặt cắt đường hầm

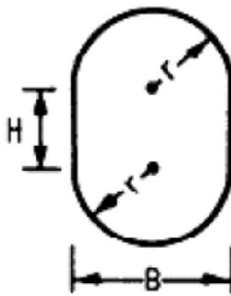
Diện tích

Chu vi



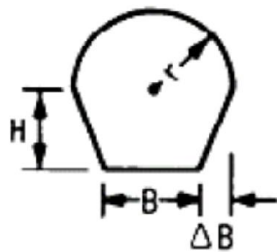
$$BH + \frac{\pi r^2}{2}$$

$$B + 2H + \pi r$$



$$BH + \pi r^2$$

$$2(H + \pi r)$$



$$H(B + \Delta B) + \frac{\pi r^2}{2}$$

$$B + 2(H^2 + (\Delta B)^2)^{1/2} + \pi r$$



$$3.3172 r^2$$

$$6.5338 r$$